



Mozaik Parent Portal is an easy way for the parents to stay connected to their child's academic progress and achievement. Furthermore, it is accessible from any mobile devices:

1. How to connect

1.1 Site address

Click on this link: <https://portailparents.ca/accueil/en/>

1.2 Connection

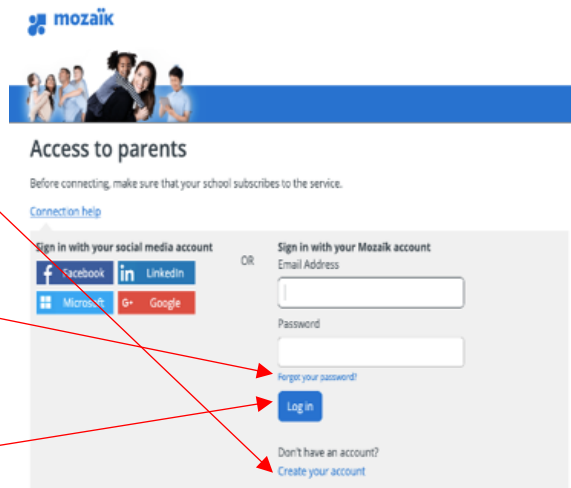
- ◆ Choose the language.

- ◆ Click on the **Log In** button.



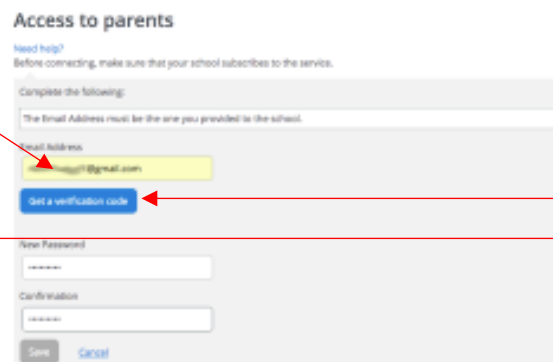
1.3 Creating a new account

- ◆ If you don't have an account yet, click on the [Create your account](#) link.
- ◆ If you forgot your password, click on the [Forgot your password?](#) link.
- ◆ Otherwise, enter your credentials and click on the **Log in** button.



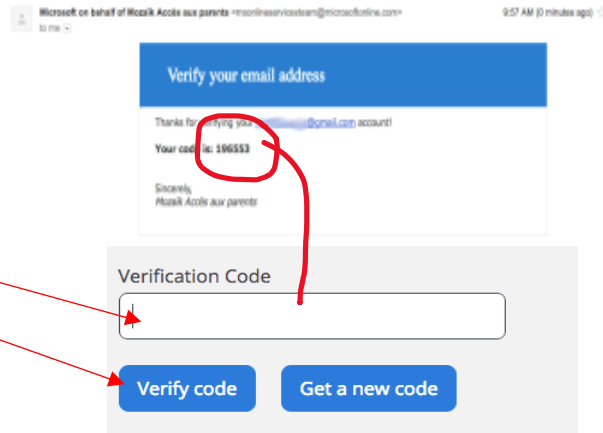
1.4 Get a verification code

- ◆ In the **yellow box**, type the same email that was provided to the school.
- ◆ Click on [Get a verification code](#) button.



1.5 Verifying the received code

- ◆ Through your email, you will be receiving a verification code.
- ◆ Enter this code in the [Verification Code](#) text box.
- ◆ Click on the [Verify Code](#) button.



1.6 Creating a new password

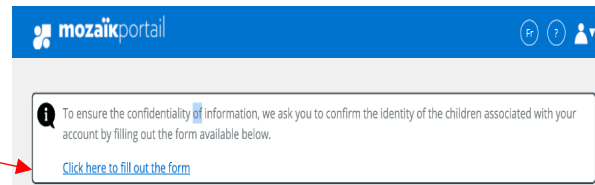
- ◆ This last step is to create and confirm the new password.
- ◆ Click on the [Save](#) button to access the Mozaïk-Parent Portal.

For security purposes, a strong password must consist of 8 to 16 characters including letters (uppercase, lowercase), numbers (0-9) and symbols (! @ # \$ % ^ & * () : > < ? ' / ").

2. Linking your child to your account

2.1 After logging in

- ◆ After logging in, click on this [link](#).



2.2 Fill out the form

- ◆ Leave this field at "No".
- ◆ Ensure to select the right school board: [English Montreal School Board](#)
- ◆ You can find this information in your child's timetable, ID card or report card.
- ◆ Enter the same email address you provided to the school.

2.3 Registering another child

Once the information is saved and if you have more than one child attending an EMSB school, click on the [Repeat for another child](#) button.

